



BD FACSVia™ System

Simplifying solutions for clinical cell analysis



The solution that simplifies clinical cell analysis

Eliminate setup issues, maintain repeatability, streamline workflows

Simple, one-step instrument setup and automatic QC using a single tube with beads maintain accurate, consistent results, even with inexperienced operators.

Pre-optimized settings virtually eliminate variation between operators. And, when using BD Trucount™ tubes for flow

cytometric cell counting, the system eliminates the potential analytical inaccuracy of other counting methods and keeps the number of sample preparation steps to a minimum. Because it's compatible with the ISBT barcode convention (ISBT 128 supported), your compliance with this industry standard is assured. At the end of the day, a one-button shutdown process automatically triggers the cleaning cycle.

Train staff in as little as two hours

Intuitive software is simple to learn, use and teach. Even novice users can quickly begin collecting and analyzing data, minimizing training time and expense.



Improve laboratory efficiency

Streamlined workflow from startup to results



 **BD FACS Via™**

The BD FACS Via flow cytometer helps you solve the lab challenges of operator variation, regulatory compliance and rising costs. This easy-to-use, economical benchtop system is designed to deliver accuracy, repeatability and low cost of operation.

The economical, easy-to-use solution for generating reliable clinical results

Reduce total operating costs

Automated workflows, expedited sample preparation, reduced maintenance, rugged design and reliable performance lower your total cost of operation. The BD FACSVia™ Loader lets you automate sample processing as your workload expands, ensuring efficient use of staff time.

Save valuable bench space

This space-saving system easily fits on a benchtop and can be placed in a laminar flow hood to meet biohazard containment requirements.

Minimize transcription errors

The BD FACSLink™ Laboratory Information System (LIS) interface eliminates transcription errors and decreases time spent reporting results.

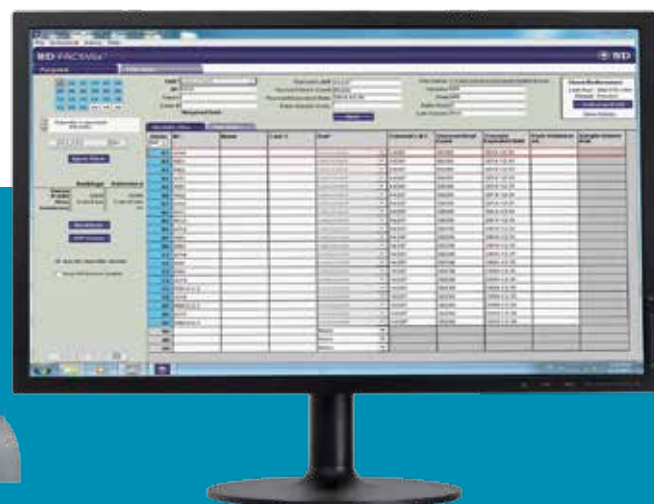
Customize to meet your needs

The optional research software** is designed with flexibility in mind for user-defined protocols.



Simplified sample loading

Save time and effort by automating the sample loading step.



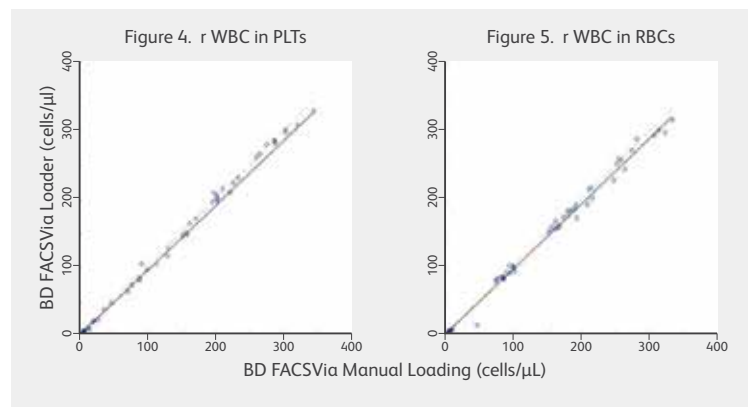
The BD FACSVia clinical software screens guide operators through each workflow step.

With the BD FACSVia system, you get the performance of a high quality clinical flow cytometer in a small, cost-efficient package.



BD FACSVia system performance with the BD Leucocount™ assay

The BD FACSVia system reported equivalent results of rWBC absolute count in leucoreduced PLT and RBC samples running the BD Leucocount assay compared to its predicate BD FACSCalibur™ system using the BD FACSVia Loader or manual tube loading method. Other system performance results such as intra-site precision, system linearity, sample and staining stability, as well as sample carryover, met study criteria. The BD FACSVia system provides an easy, reliable and affordable solution to enumerate low concentrations of leucocytes in leucoreduced blood products.



Deming regression analysis of rWBC absolute counts was performed to demonstrate equivalency of the two sample loading methods on the BD FACSVia system.

Reference poster:

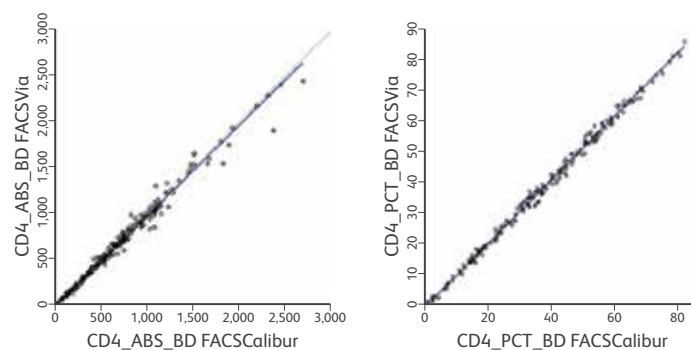
Analytical Performance of the BD FACSVia™ System in the Enumeration of Residual Leucocytes from Leucoreduced Blood Products

Yang Zeng,¹ Maryam Saleminik,¹ Fred Mosqueda,¹ Julie Nguyen,¹ Leonid Shatsman,¹ Anh Do Chau, Rebecca Herschok-Quintana,¹ Michelle Dabay,² Shalini Seetharaman,² Anna Lin,¹ Kevin Judge¹ ¹ BD Biosciences, 2350 Qume Drive, San Jose, CA 95131, ²American Red Cross Holland Laboratory, 15601 Crabbs Branch Way, Rockville, MD 20855

Comparison of the BD FACSVia and BD FACSCalibur using BD Tritest™ and BD Multitest™ assays

The BD FACSVia system demonstrated equivalent results of lymphocyte subset absolute count and percentages running the two BD Tritest (CD3/CD8/CD4 and CD3/CD4/CD45) and BD Multitest IMK (CD3/CD8/CD45/CD4) and (CD3/CD16+CD56/CD45/CD19) assays compared to its predicate BD FACSCalibur system using FACSVia loader or manual tube loading method. Other system performance characteristics such as reproducibility, within-site precision and system linearity were comparable and met study criteria.

Example for CD4 in the method comparison study



Reference poster:

Accurate and precise performance of the BD FACSVia™ System for determination of CD4 cell count and %CD4 cell concentration

Charlene Bush-Donovan, Julie Nguyen, Maya Kalyan, Anna Lin, Tom Frey. BD Life Sciences, 2350 Qume Drive, San Jose, CA 95131

Trusted partner


Rely on BD: your experienced, innovative partner in clinical flow cytometry

BD flow cytometry solutions are built on a foundation of excellence, experience and expertise.

Clinical laboratories expect high-quality solutions when they come to BD—a collaborative partner with more than 40 years of experience in flow cytometry. BD is committed to providing excellence and expertise in the clinical environment with an innovative portfolio of solutions, products and tools:

- More than 15,000 clinical platforms around the world (BD FACSCanto™ cytometer and BD FACSCalibur cytometer platform installations)
- Clinical solutions working together with proven BD reagents
- More articles cited in Clinical Cytometry for BD instruments than all other major flow cytometry manufacturers combined
- A superior team of people to provide the best quality customer service and technical support
- An experienced customer education team with high-quality training programs to meet your needs

The high quality of the BD FACSVia system combines excellence in performance with ease of use and a streamlined workflow.



- High performance for reliable and consistent results
- Easy to use to expand the access of flow cytometry in clinical laboratories
- Streamlined workflow to minimize operational costs
- Trusted brand providing proven technology backed by decades of expertise and support in clinical flow cytometry



The BD FACSVia System

Automated setup and QC make it easy to use.

Affordability and space-saving design make it easy to choose.

BD Life Sciences – Biosciences Regional Offices

bdbiosciences.com/contact

Australia

Toll Free 1800.656.100
Tel 61.2.8875.7000
Fax 61.2.8875.7200

Canada

Tel 866.979.9408
Fax 888.229.9918

China

Tel 86.21.3210.4610
Fax 86.21.5292.5191

Europe

Tel 32.2.400.98.95
Fax 32.2.401.70.94

India

Tel 91.124.2383566
Fax 91.124.2383224/25/26

Japan

Nippon Becton Dickinson
Toll Free 0120.8555.90
Fax 81.24.593.3281

Latin America/Caribbean

Toll Free 0800.771.71.57
Tel 55.11.5185.9688

New Zealand

Toll Free 0800.572.468
Tel 64.9.574.2468
Fax 64.9.574.2469

Singapore

Tel 65.6690.8691
Fax 65.6860.1593

United States

US Orders 855.236.2772
Technical Service
877.232.8995
Fax 800.325.9637

Office locations are available on our websites.

Class 1 Laser Product.
For In Vitro Diagnostic Use. CE-IVD.
**For Research Use Only. Not for use in diagnostic or therapeutic procedures.
23-19122-01

BD Life Sciences, San Jose, CA, 95131, USA

bdbiosciences.com

