

QIAxpert® — Pure Revelation

Sample QC made easy

Gain true insight into your sample quality



QIAxpert



QIAxpert



Sample & Assay Technologies

One small instrument for your lab – one giant impact on your work

QIAxpert is an innovative high-speed microfluidic UV/VIS spectrophotometer for accelerated DNA, RNA, and protein quantification and quality control. The benchtop system profiles sample content to differentiate DNA, RNA, protein, and sample impurities. QIAxpert is fast and easy to use, analyzing up to 16 samples within 2 minutes – just pipet your samples onto the QIAxpert Slide, place it into the reader, and select the pre-programmed method on the integrated touchscreen. QIAxpert is the right tool for any fast-paced lab performing nucleic acid quantification and quality control.



With QIAxpert, you can:

- Measure up to 16 samples in less than 2 minutes
- Use spectral protocols to discriminate molecules of interest
- Quantify DNA, RNA, and contaminating fractions in a sample
- Rapidly design analyses via the intuitive, full-color touchscreen
- Generate full reports to view on any computer or smart device

Flexibility and accuracy with QIAxpert Slides

QIAxpert uses disposable microfluidic slides to analyze up to 16 samples per run. Features of the on-board capillary channels enable easy sample loading with no cross-contamination, preserve samples, and prevent evaporation (Figure 1). Thus, samples can be loaded and left at room temperature for up to 2 hours prior to measurement. Unused positions can be used in later analyses. Advanced technical plastics allow high optical transmission over the full UV/VIS spectrum for highly accurate readings from just 2 μ l of sample.

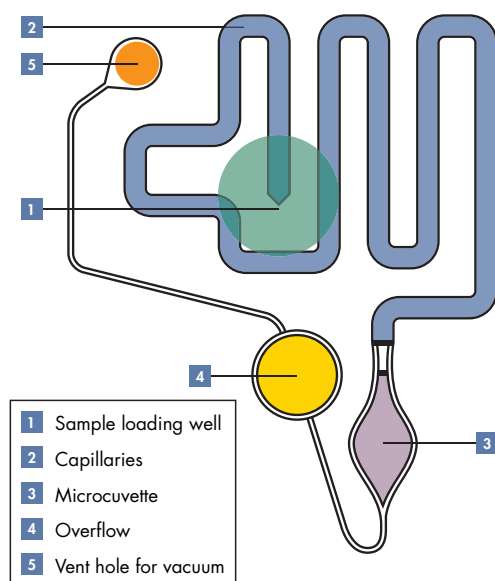


Figure 1. Microfluidic features of the QIAxpert Slide.

Expert design of the QIAxpert Slide ensures clean sample loading, flexible use of sample positions, and preservation of samples for up to 2 hours.

Fast results with the intuitive QIAxpert Software

QIAxpert Software was designed to fit a busy lab schedule. Beyond UV/VIS quantification at 260 and 280 nm wavelengths, QIAxpert Software performs spectral decomposition to selectively quantify DNA, RNA or protein in a sample. Experiment setup is quick and easy, and can be defined while the instrument reads samples. Finally, all results are exportable to a USB stick, network drive, or smart device via a QR code.

Reading your samples has never been easier

In just a few simple steps, your samples are loaded into the QIAxpert and results are delivered on-screen and in exportable format (Figure 2).

1. Load up to 16 samples onto a QIAxpert Slide using a single or multi-channel pipet. Only 2 μ l of each sample is required.
2. Once loaded, samples can be held in the microfluidic capillaries of the QIAxpert Slide for up to 2 hours. This allows you to batch samples and minimize the time spent on the instrument.
3. Samples are measured immediately upon inserting the QIAxpert Slide into the instrument. Additional information and settings can be entered while QIAxpert reads the samples, thereby saving time. Experiment name and sample names can be entered manually or imported from a USB stick or the network.
4. The readout of 16 samples is completed within 2 minutes and results are displayed directly on the integrated screen. Quantification of nucleic acids and proteins can be done by traditional absorbance readings (A_{260} or A_{280}) or using unique spectral content profiling protocols to specifically measure the molecule of interest.
5. Data are easily exported to a USB stick or networked device. A report can also be printed or displayed on your smartphone by scanning a displayed QR code.



Watch our virtual demo at www.qiagen.com/QIAxpertOnlineDemo!

Figure 2. Sample QC made easy. Streamlined workflow from sample loading to availability of insights into sample quality and quantity.

Smart analysis protocols based on cutting-edge bioinformatics

The QIAxpert performs classic nucleic acid and protein quantification based on absorbance measurements. However, smart analysis protocols come pre-installed to specifically quantify analytes of interest (Figure 3). Based on top bioinformatics expertise and extensive sample testing, the spectral profiling protocols isolate information on the molecule of interest, subtracting other absorbing impurities and background turbidity.

Figure 3. Traditional and smart analysis options. The QIAxpert is flexible to meet your specific analysis needs. Traditional absorbance analysis as well as smart analysis based on spectral profiling maximize your insight into the composition of your samples.



Quantification by UV absorbance

- Full UV/VIS spectral display (white curve)
- A_{260} for DNA and RNA
- A_{280} for proteins
- A_{260}/A_{280} and A_{260}/A_{230} ratios



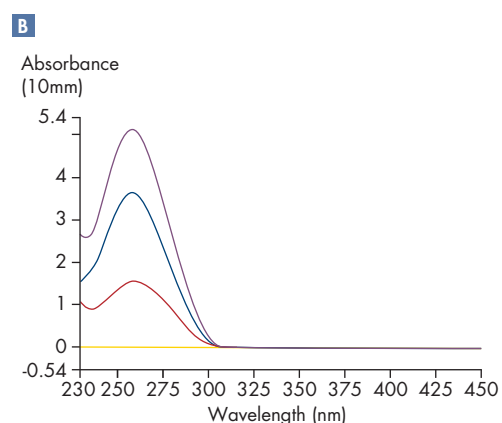
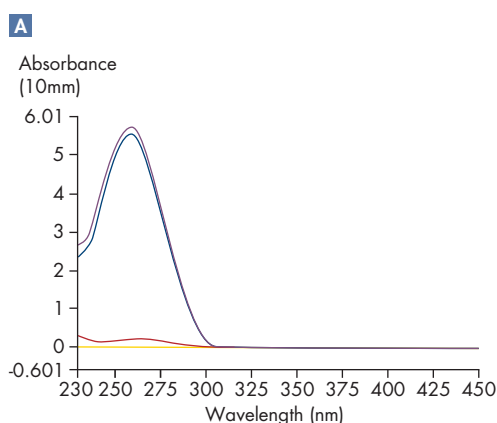
Quantification by spectral profiling

- Full UV/VIS spectral display (white curve)
- Discrimination of DNA, RNA, or protein
- Subtraction of absorbing impurities
- Background check by turbidity detection

Unique spectral content profiling

Advanced spectral protocols accurately quantify complex samples which may contain multiple UV/VIS absorbing chemicals. Intelligent software algorithms discriminate the contributions of specific components like DNA, RNA, and impurities to the overall measured spectrum (Figure 4). With specific insight into the quality and composition of samples, informed decisions can be made regarding their use in downstream applications for a more efficient workflow.

Figure 4. Insights into quality and composition of samples. Spectral content profiling discriminates components of complex samples. **A** A pure sample of RNA shows no significant contamination, evidenced by the simple spectrum. **B** A sample of RNA spiked with gDNA is accurately resolved into the contributing blue absorbance line for RNA and orange line for the spiked DNA.



Comprehensive data reports

Results are available as HTML reports that can be opened in any browser. Additionally, tabular data are available in CSV, .xml, and .txt formats (Figure 5). To facilitate data analysis and sharing, the data are exportable to a USB stick, a networked drive, or a smart device via a QR code.

High system linearity for best results

The QIAxpert exhibits excellent linearity so you are assured that quantifications are accurate and reliable. To assess the linearity of the system, pure gDNA was serially diluted to generate samples from 2000 to 2 ng. The resulting dilutions were then measured on the QIAxpert using 2 μ l for each of 5 replicates. The quantifications from the QIAxpert were plotted against the known concentration values. QIAxpert delivers exceptional linearity (with a regression coefficient of >0.999) up to 2000 ng/ μ l or 40 OD (A_{260} , 10mm; Figure 6).

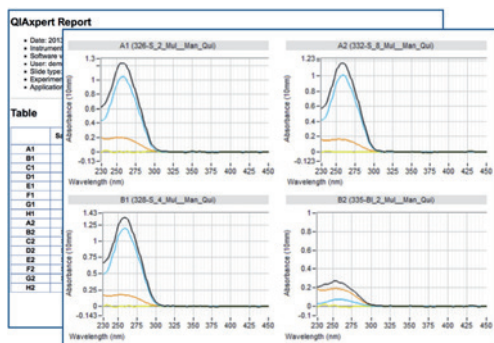


Figure 5. Flexible report options to meet your needs. Comprehensive reports of measurements are available in several formats for data analysis and sharing.

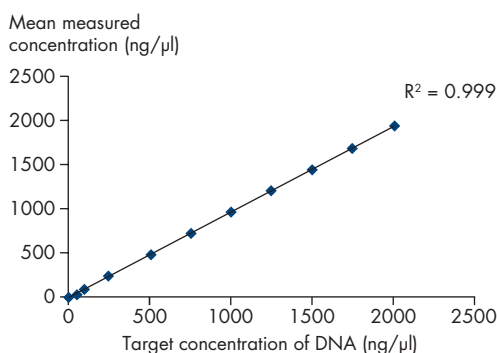


Figure 6. Exceptional linearity of QIAxpert. Quantifications of gDNA on the QIAxpert are in high concordance with actual concentrations.

Proven reproducibility of measurements

To demonstrate the reproducibility of measurements with the QIAxpert, 10 ultrapure dsDNA samples were repeatedly quantified with the instrument. The sample concentrations spanned the complete dynamic range of the system and each sample was measured 10 times. Standard deviation (Std. Dev.) and coefficient of variation (CV) were calculated to illustrate the minimal variability from replicate to replicate (Table 1).

Table 1. Representative samples demonstrating the high reproducibility of measurements

	Sample 1	Sample 2	Sample 3	Sample 4	Sample 5	Sample 6
Mean (ng/ μ l)	1949.4	961.6	475.9	92.7	45.0	2.7
Std. Dev.	6.5	3.1	1.6	0.2	0.8	0.2
CV (%)	0.33	0.32	0.33	0.25	1.72	7.57



Instrument and slide specifications

QIAxpert instrument specifications at a glance


Specification	Details
Type	UV/VIS polychromatic system + reference channel
Optical principle	Ultrasensitive photodiode array spectrometer for UV-VIS range
Light source	Xenon flash lamp
Wavelength range	230–750 nm
Wavelength resolution	<3 nm
Wavelength accuracy	0.5 nm
Wavelength reproducibility	0.1 nm
Photometric range	0.0005–2.0 OD
Absorbance precision	0.003 OD
Data output	USB, TCP/IP, or QR code
No. of samples/run	1–16
Sample consumption	2 µl
Measurement range (10 mm equivalent)	0.03–40 OD
Power supply	110–240 V, 50/60Hz (operating voltage 24 V DC)
Size	(W) 23 x (L) 30 x (H) 28 cm
Weight	9 kg

QIAxpert Slide 40 specifications

Specification	Details
Number of measurement cuvettes	1 x 16 microcuvettes
Path length	0.5 mm
Recommended sample quantity	2 µl
Sample residence time	2 h
Measurement range (OD 10 mm)	0.03–40 OD
DNA concentration range	1.5–2000 ng/µl dsDNA (A_{260})

Bringing you peace of mind

QIAGEN offers unrivaled instrument support and assures continued success with your QIAxpert system. You benefit from comprehensive instrument service that fully covers costs for labor, travel, and repair parts during the warranty period. We also offer Warranty PLUS extended warranties, giving you complete cost control and enhanced coverage through priority response time.



Ordering Information

Product	Contents	Cat. no.
QIAxpert Instrument	QIAxpert instrument, including 1 year warranty on parts and labor	9002340
QIAxpert Slides 40	25 disposable microfluidic slides for analyzing up to 16 samples per run	990700
QIAxpert System	QIAxpert instrument with installation and startup training and 1 year warranty coverage including parts, labor, and shipping; repair by sending to a regional repair center.	9002368
QIAxpert System Full 2 Year Package	QIAxpert instrument with installation, startup training, and 2 years full warranty coverage*	9002364
QIAxpert System Full 3 Year Package	QIAxpert instrument with installation, startup training, and 3 years full warranty coverage*	9002367

* Full warranty coverage: coverage of parts, labor, shipping; repair by sending to a regional repair center; loaner system provided within 2–3 working days. Please contact your local sales representative for other service options.

For up-to-date licensing information and product-specific disclaimers, see the respective QIAGEN kit handbook or user manual. QIAGEN kit handbooks and user manuals are available at www.qiagen.com or can be requested from QIAGEN Technical Services or your local distributor.

Discover true insight into sample quality. Visit www.qiagen.com/p/QIAxpert!

Trademarks: QIAGEN®, QIAxpert® (QIAGEN Group). Registered names, trademarks, etc. used in this document, even when not specifically marked as such, are not to be considered unprotected by law.
1079220 04/2014 © 2014 QIAGEN, all rights reserved.

www.qiagen.com

Australia = Orders 1-800-243-800 = Fax 03-9840-9888 = Technical 1-800-243-066

Austria = Orders 0800-28-10-10 = Fax 0800-28-10-19 = Technical 0800-28-10-11

Belgium = Orders 0800-79612 = Fax 0800-79611 = Technical 0800-79556

Brazil = Orders 0800-557779 = Fax 55-11-5079-4001 = Technical 0800-557779

Canada = Orders 800-572-9613 = Fax 800-713-5951 = Technical 800-DNA-PREP (800-362-7737)

China = Telephone 86-21-3865-3865 = Fax 86-21-3865-3965 = Technical 800-988-0325 or 400-880-0325

Denmark = Orders 80-885945 = Fax 80-885944 = Technical 80-885942

Finland = Orders 0800-914416 = Fax 0800-914415 = Technical 0800-914413

France = Orders 01-60-920-920 or 0800-912965 = Fax 01-60-920-925 = Technical 01-60-920-930 or 0800-912961

Germany = Orders 02103-29-12000 = Fax 02103-29-22000 = Technical 02103-29-12400

Hong Kong = Orders 800 933 965 = Fax 800 930 439 = Technical 800 930 425

India = Orders 1-800-102-4114 = Fax 1-800-103-4114 = Technical 1-800-102-4115

Ireland = Orders 1800-555-049 = Fax 1800-555-048 = Technical 1800-555-061

Italy = Orders 800-789544 = Fax 800-789660 = Technical 800-787980

Japan = Telephone 03-6890-7300 = Fax 03-5547-0818 = Technical 03-6890-7300

Korea (South) = Orders 080-000-7146 = Fax 02-2626-5703 = Technical 080-000-7145

Luxembourg = Orders 8002-2076 = Fax 8002-2073 = Technical 8002-2067

Malaysia = Orders 603-7981-5510 = Fax 603-7981-5511 = Technical 1800-806-469

Mexico = Orders 01-800-7742-639 = Fax 01-800-1122-330 = Technical 01-800-7742-436

The Netherlands = Orders 0800-0229592 = Fax 0800-0229593 = Technical 0800-0229602

Norway = Orders 800-18859 = Fax 800-18817 = Technical 800-18712

Singapore = Orders 1800-742-4362 = Fax 65-6854-8184 = Technical 1800-742-4368

Spain = Orders 91-630-7050 = Fax 91-630-5145 = Technical 91-630-7050

Sweden = Orders 020-790282 = Fax 020-790582 = Technical 020-798328

Switzerland = Orders 055-254-22-11 or 0800-897470 = Fax 055-254-22-13 = Technical 055-254-22-12 or 0800-837160

Taiwan = Orders 0800-665-956 = Fax 8862-2369-1100 = Technical 0800-665-957

UK = Orders 0808-234-3665 = Fax 0808-234-3918 = Technical 0808-234-3974

USA = Orders 800-426-8157 = Fax 800-718-2056 = Technical 800-DNA-PREP (800-362-7737)

