

PRODUCT INFORMATION

Primary Staining | Dako CoverStainer Solution



Dako CoverStainer.

The efficient, safe and accurate choice for H&E.



Fully automate your laboratory's H&E with Dako CoverStainer.

The Dako H&E solution can help your lab overcome the challenges of today, and tomorrow. The state-of-the-art Dako CoverStainer fully automates every step of the H&E process from baking to drying, reducing manual processes and streamlining workflow. The instrument is combined with Dako Ready-to-Use (RTU) Reagents, Dako validated pre-optimized protocols, and the Dako Reagent Management System (DakoRMS) to provide you with a comprehensive solution that is efficient, safe and provides accurate staining results.

Efficient

Fully automate every step in your H&E testing, with Dako CoverStainer's continuous loading/unloading. The Dako CoverStainer solution is designed with LEAN processes in mind. It is easy to operate, with minimal user intervention required, freeing up staff to complete other tasks.

Safe

Dako CoverStainer enables you to improve both operator and environmental safety by reducing exposure to hazardous reagents, and provide your staff with a working environment that is free from unhealthy fumes and noise.

Accurate

The Dako CoverStainer solution enables your lab staff to stain with your preferred intensity and consistently high quality to provide the right answer to the right patient every single time.

Operate Dako CoverStainer in just three easy steps

1. Load your slides and select protocol



3. Unload finished slides and conduct microscopic evaluation

240 H&E slides
per hour

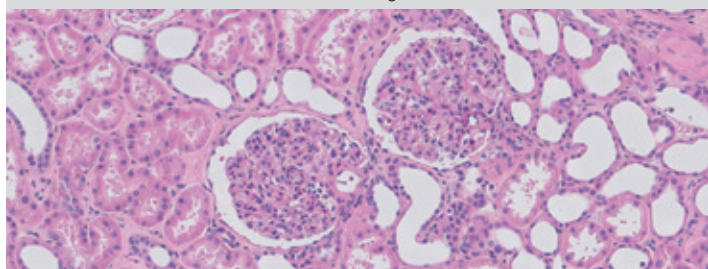
46 minutes to first
coverslipped slides

H&E staining flexibility customized to you with the consistency you want from the Dako CoverStainer

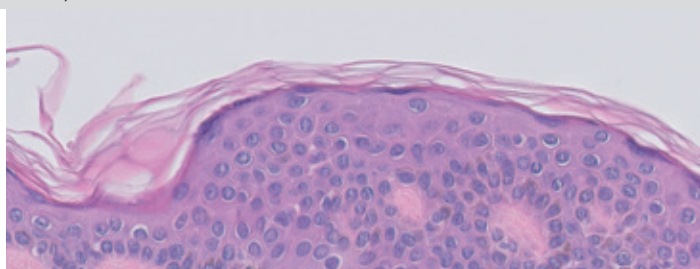
Choose the intensity you want

The Dako CoverStainer solution offers both regressive and progressive staining options, with three sets of reagents optimized for use with Dako CoverStainer that give you the ability to choose the intensity that you prefer.

	Product	Description	Order No.
Dako H&E	Dako Hematoxylin	Ready-to-Use	CS700
	Dako Eosin	Ready-to-Use	CS701
	Dako Bluing Buffer	Ready-to-Use	CS702

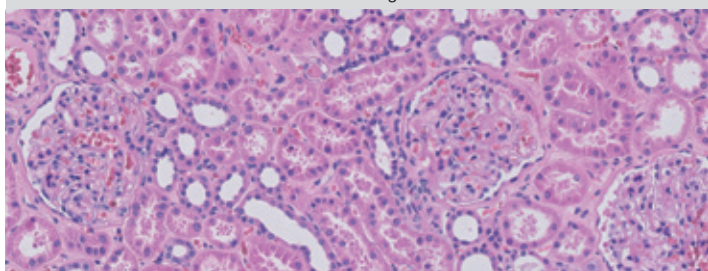


Kidney

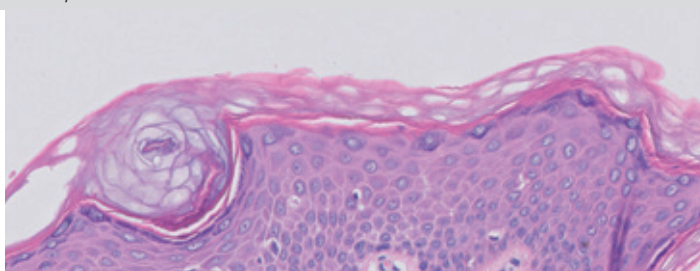


Skin

	Product	Description	Order No.
Dako Progressive Staining	Dako Harris Hematoxylin	Ready-to-Use	CS709
	Dako Modified Eosin Y	Ready-to-Use	CS711
	Dako Bluing Buffer	Ready-to-Use	CS702

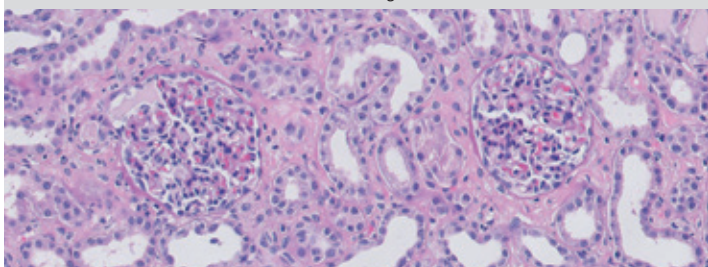


Kidney

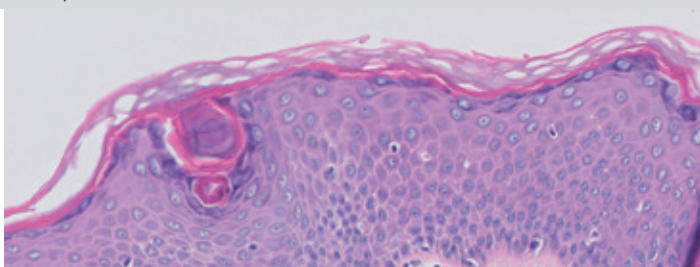


Skin

	Product	Description	Order No.
Dako Regressive Staining	Dako Gill's 3 Hematoxylin	Ready-to-Use	CS708
	Dako Eosin Y Phloxine B	Ready-to-Use	CS710
	Dako Differentiation Solution	Ready-to-Use	CS707
	Dako Bluing Buffer	Ready-to-Use	CS702



Kidney



Skin

our preferences, with you can count on.

A comprehensive, three-tiered approach for consistent and dependable results

Dako CoverStainer provides an unmatched consistency in staining results. The system ensures 3,000 slides or five days' usage with the same Dako reagents. The high quality you can rely on is the same from slide one to slide 3,000².

Dako Reagent Management System (DakoRMS)

The Dako Reagent Management System (DakoRMS) constantly circulates reagents, optimizing reagent consumption and preventing precipitation leading to more accurate and consistent test results.

Dako Ready-to-Use Reagents

Combined with Dako CoverStainer and the Dako H&E validated protocols, Dako Ready-to-Use Reagents help reduce manual processes and streamline workflow. Easy-to-use, pre-filled reagent bottles minimize spills for greater safety. Storage in closed containers eliminates evaporation so reagents last longer.

Unique rack design

Specially designed slide racks for Dako CoverStainer ensure that only the slides are lowered into the reagent, eliminating the risk of cross contamination¹ and minimizing reagent carryover for great consistency of staining and reagent longevity. It also makes slide sorting easier for lab staff.

Experience outstanding flexibility

Choose our optimized, pre-validated staining protocols or customize them to meet your needs.

Run multiple protocols simultaneously to optimize your routine staining.



The unique Dako CoverStainer slide rack enables consistent staining results.



Optimize your workflow with Dako CoverStainer and provide completed slides to the pathologist sooner and continuously throughout the day.

Efficient

Providing you with Best-in-Class Productivity

- True walk-away solution designed for LEAN processes
- Continuous loading and unloading evens out your workload
- Unique rack design facilitating efficient workflow
- Oven capacity of 120 slides contributing to fast TAT
- First batch of coverslipped slides in as little as 46 minutes*
- Scanning and identification of LIS-produced unique identifier without relabeling or use of double labels
- Integration with DakoLink and TPID enables easy report generation and tracking options

Safe

For Staff, Environment and Patients

- Pre-filled RTU staining reagent bottles minimize spills and reduce handling
- Automated tank filling and waste disposal into closed containers enable safe removal
- Ventilation removes fumes
- Quiet operation - just 38 decibels
- Optimized waste separation and minimal waste volume
- No cross contamination¹ and minimal reagent carryover ensuring safety for patients

Accurate

Proven Consistent Staining Quality

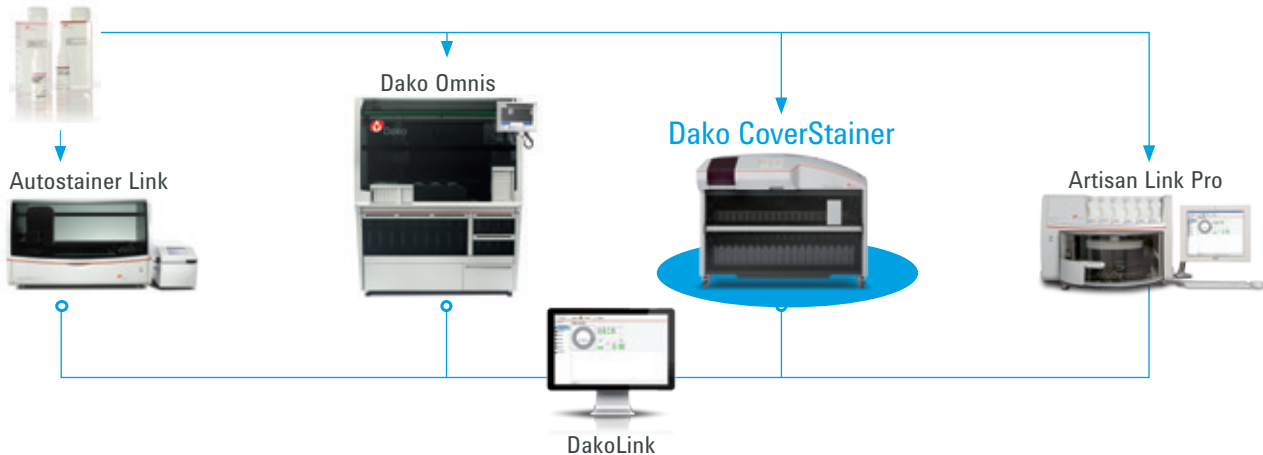
- Up to 3,000 slides or five days' usage with the same Dako reagents
- Three sets of validated reagents allowing you to choose the intensity you prefer
- Validated standard protocols that can be customized as you choose
- Reduced evaporation for increased reagent longevity
- Constant reagent circulation prevents precipitation (Dako RMS)

* When using the validated, Dako H&E staining protocol.

Keep your lab a step ahead.

We provide integrated solutions that are designed to meet your needs and help your lab deliver the correct results for patients, every time. The entire range of complementary Dako products exemplifies our focus on providing trusted answers, together with our customers.

Ready-to-use reagents



Dako CoverStainer is the efficient, safe and accurate choice for H&E.

Component	Description
Dimensions	150 cm W x 67.2 cm D x 128.0 cm H (59.1" W x 26.5" D x 50.4" H)
Weight	175 kg (385 lbs)
Total slide capacity	Up to 240 slides per hour
Total reagent capacity	18 dip tanks divided into two components which gives 36 reagent stations
Reagent waste capacity	Two separate waste containers (10 L) each

Local teams of Application Support, Technical Support and Certified Field Service are always within easy reach if you need our support.

References

1. White Paper reference: No risk of Tissue Cross Contamination when using Dako CoverStainer, Dako White paper, item No. 38686, 01MAR12.
2. Evaluation of the new H&E solution – Vivantes. Dako CoverStainer White paper, item no. 38663, 01MAR11.



Agilent Pathology Solutions

www.agilent.com

Represented in more than 100 countries

Australia
+61 1800 802 402

Austria
+43 1 408 43 34 0

Belgium
+32 16/93 00 30

Brazil
+55 11 50708300

Canada
+1 800 387 8257

China
+80 08 20 3278

Denmark
+45 44 85 97 56

Finland
+358 9 348 73 950

France
+33 1 64 53 61 44

Germany
+49 40 69 69 470

Ireland
+353 1 479 0568

Italy
+39 02 58 078 1

Japan
+81 3 5232 9970

Korea
+82 80 004 5090

The Netherlands
+31 20 42 11 100

Norway
+47 23 14 05 40

Poland
+48 58 661 1879

Spain
+34 93 344 57 77

Sweden
+46 8 556 20 600

Switzerland
+41 41 760 11 66

United Kingdom
+44 (0)1 353 66 99 11

United States of America
+1 805 566 6655